

CHILTON TRUST

Technology and Information Management at Chilton Trust

At Chilton Trust, our clients are our top priority. We have responded to the needs and expectations of our clients and have invested significant time and resources into a robust information management platform. We make sure that assets and information are secure through our full range of administration and reporting services. We believe in transparency and communication, and that clients should always have a full view of their financials and the actions we take on their behalf. We maintain the highest standards of information security and privacy protection in order to communicate with clients most effectively.

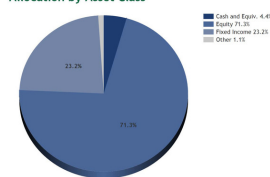
We have created enhanced performance statements that provide our clients with detailed account information in a format that we believe is clear and comprehensive. Our goal is to make it easy for clients to access their information in a way that suits their tastes and needs. We offer reporting capabilities which consolidate assets, aggregating holdings across multiple separately managed accounts into a relationship overview.

Chilton Trust Enhanced Performance Statements

CHILTON TRUST Client A Quarterly Overview

Net of Fees | US Dollar 12/31/2016

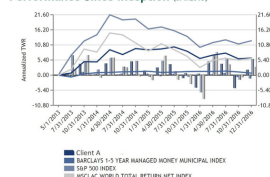
Allocation by Asset Class



Activity Summary

	Quarter To Date	Year To Date	Annualized Latent 3 Years	Annualized Latent Inception To Date (5/1/2013)
Beginning Market Value	46,673,232	46,005,134	41,963,497	39,526,730
Net Additions - Withdrawals	101,951	-700,373	-5,186,330	-2,854,159
Gains/Losses - Expenses	-768,720	721,703	6,249,096	9,323,892
Ending Market Value	46,026,463	46,026,463	46,026,463	46,026,463
Time Weighted Return	3.66	6.89	4.84	6.12
Unsupervised Assets				
Total Ending Market Value	46,026,463	46,026,463	46,026,463	46,026,463

Performance Since Inception (5/1/2013)



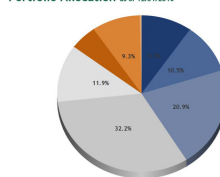
Performance Summary

Asset Class	Market Value	Quarter To Date	Year To Date	Annualized Latent 3 Years	Annualized Latent Inception To Date (5/1/2013)	Current Yield
Client A	46,026,463	3.66	6.89	4.84	6.12	2.0
Cash and Equiv.	2,014,561					
Equity	32,830,135	5.47	9.55	9.58	9.49	1.4
Fixed Income	10,497,852	1.32	0.33	1.36	1.18	4.3
Other	483,916	2.07	1.79	1.08	0.89	-
Index						
Barclays 1-5 Year Managed Money Municipal Index		-1.45	-0.20	0.76	0.74	
S&P 500 Index		3.82	8.96	7.87	8.29	

CHILTON TRUST Client A Equity Overview

Net of Fees | US Dollar 12/31/2016

Portfolio Allocation as of 12/31/2016



Top 10 Holdings

Symbol	Security	Market Value	% Equity
CSST	COFFEY WHEEL CORP NEW COH	2,154,280	5.7
SHW	SHERWIN WILLIAMS CO COH	1,931,166	5.1
HD	HOME DEPOT INC COH	1,658,885	4.8
BF/B	BROWN FORMAN CORP CL B	1,749,275	4.6
RAI	RASTERGARD INC CL A	1,655,717	4.4
BOX	BECTON DICKINSON & CO COH	1,400,884	3.7
CASY	CASEYS GEN STORES INC COH	1,325,512	3.5
ASD	AUTOTONE INC COH	1,302,384	3.5
UNP	UNION PAC CORP COH	1,291,653	3.4
DPZ	DOMINOS PIZZA INC	1,274,557	3.4
Top 10 Holdings Total		15,944,492	42.3

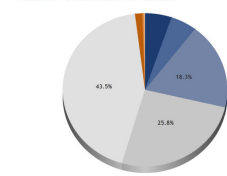
Manager Performance (including cash)

Industry Sector	Market Value	% Equity	Portfolio Client A	% Equity	Market Value	Quarter To Date	Year To Date	Annualized Latent 3 Years	Annualized Latent Inception To Date	Inception Date
Materials	3,656,871	9.7								
Industrials	3,935,444	10.5								
Consumer Discretionary	7,866,841	20.9								
Consumer Staples	12,123,341	32.2								
Health Care	4,481,428	11.9								
Financials	1,946,544	5.2								
Information Technology	3,492,591	9.3								
Cash & Cash Equivalents	130,290	0.3								
Equity Total	37,639,352	100.0								

CHILTON TRUST Client A Fixed Income Overview

Net of Fees | US Dollar 12/31/2016

Portfolio Allocation as of 12/31/2016



Top 10 Holdings

Symbol	Security	Market Value	% Fixed Income
570860M1	HUSCH-KROGHEITS ST HEALTH & EEL 3%	1,932,711	3.5
451290M03	INDIGO HSG B FR ASH 5.25% 7/15/2021	1,485,338	2.0
594499M2	HICKMAN FR AUTH REV LOC GOVT LR PROG	1,074,953	1.9
594791Z2	HICKMAN FR AUTH REV 5% 6/1/2020	1,030,347	1.8
914281B0	UPPER OCONEE BASIN WTR AUTH GA REF	825,281	1.5
594501L6	HICKMAN ST HSGP FR AUTH REV 5.75%	748,296	1.4
459745G1	INTL LEASE FINANCE CORP 5.875	699,834	1.3
286516M03	BEST BUY INC	666,202	1.2
12650CJ7	CVS HEALTH CORP	616,279	1.1
548110B2	LOWER COLO RY AUTH TEX REV 5%	613,525	1.1
Top 10 Holdings Total		9,268,377	16.8

Manager Performance (including cash)

Security Type	Market Value	% Fixed Income	Portfolio Client A	% Fixed Income	Market Value	Quarter To Date	Year To Date	Annualized Latent 3 Years	Annualized Latent Inception To Date	Inception Date
CASH AND EQUIV - USD	2,892,234	5.2								
PREFERRED STOCK - USD	2,857,932	5.2								
CORPORATE BONDS - USD	10,134,545	18.3								
MUNICIPAL BONDS - USD	14,285,384	25.8								
PREFUTURED MUNICIPAL BONDS - USD	24,063,951	43.5								
CORPORATE VARIABLE RATE BONDS - USD	779,850	1.4								
PREFERRED BONDS - USD	152,225	0.3								
CORPORATE FLOATING RATE BONDS - USD	151,478	0.3								
Fixed Income Total	55,317,698	100.0								

CHILTON TRUST Client A Portfolio Appraisal

US Dollar 9/30/2016

Quantity	Symbol	Security	Unit Cost	Total Cost	Price	Market Value	% Assets	Unrealized Gain/Loss	Annual Income
Open Date	Close Date	Quantity Symbol	Security	Cost Basis	Proceeds	Short Term Gain/Loss	Long Term Gain/Loss		

MTD Realized Gains & Losses

CHILTON TRUST Client A YTD Realized Gains & Losses

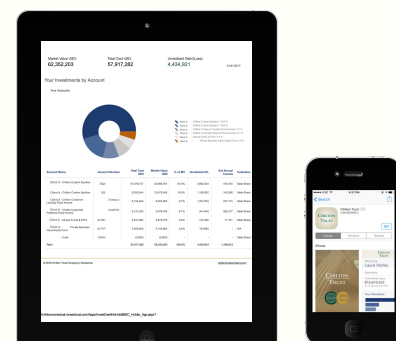
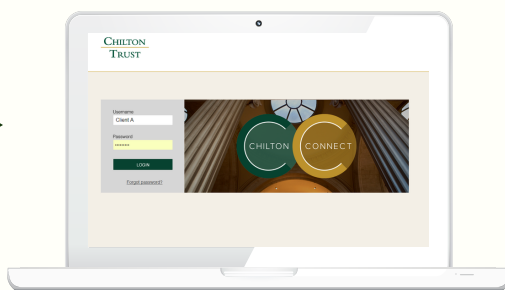
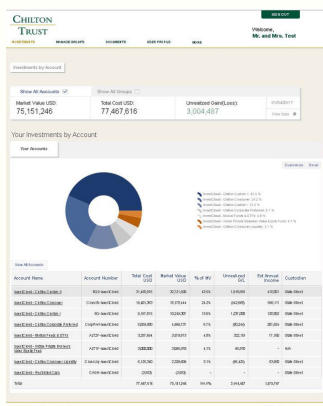
US Dollar 1/1/2016 - 9/30/2016

Open Date	Close Date	Quantity Symbol	Security	Cost Basis	Proceeds	Short Term Gain/Loss	Long Term Gain/Loss
-----------	------------	-----------------	----------	------------	----------	----------------------	---------------------

As our clients' lives become increasingly digital, we have invested in continually enhancing our online capabilities in order to provide them with ease of access to their financial information. Chilton®Connect, our web-based client interface platform, further supports our desire to offer full transparency. Among other things, Chilton®Connect provides clients with the functionality to view and download specific reports and information that we believe are useful and important, such as transactions and holdings information. We understand the importance of being able to access real-time information about our clients' portfolios, and have launched a corresponding Chilton®Connect App that is available for download on both Android and Apple phones.

CHILTON®CONNECT

- ✓ Secure, password protected portal
- ✓ 256bit encryption available in most browsers
- ✓ Client Specialization
- ✓ Convenient Dashboard Design
- ✓ Timely Updates and Content
- ✓ Full Transparency



Chilton Trust Company, a private and independent Trust Company, advises and provides wealth management services including fiduciary service and investment solutions to high net worth individuals, families and foundations.

ChiltonTrustCompany.com

New York
300 Park Avenue
New York, NY 10022
Phone: (646) 443-7846

Palm Beach*
396 Royal Palm Way
Palm Beach, FL 33480
Phone: (561) 598-6330

Stamford
1290 East Main Street
Stamford, CT 06902
Phone: (203) 352-4000

*Fiduciary services may only be offered through the Palm Beach Office.